

Dakota
COUNTY
VOLUNTEERS



YEAR IN REVIEW
2025

FACTS AT A GLANCE



\$38.85

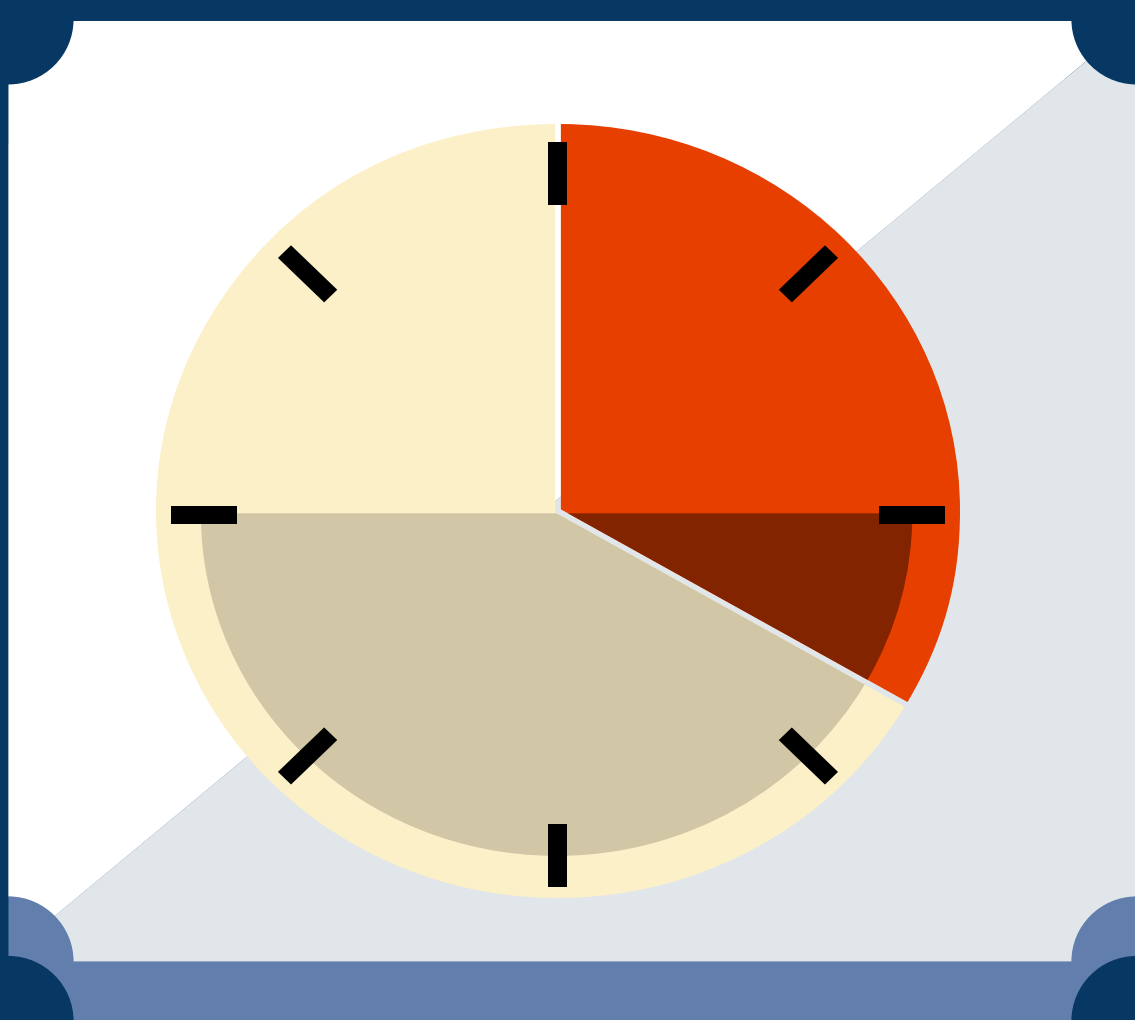
Return on investment (ROI) for every \$1 that Dakota County contributes to the volunteer program.



\$1,274,462.07

Volunteering contributed over \$1,200,000 in value to county programs in 2025.

Hours



**36,633
Hours**

Opportunities



**310
Opportunities**

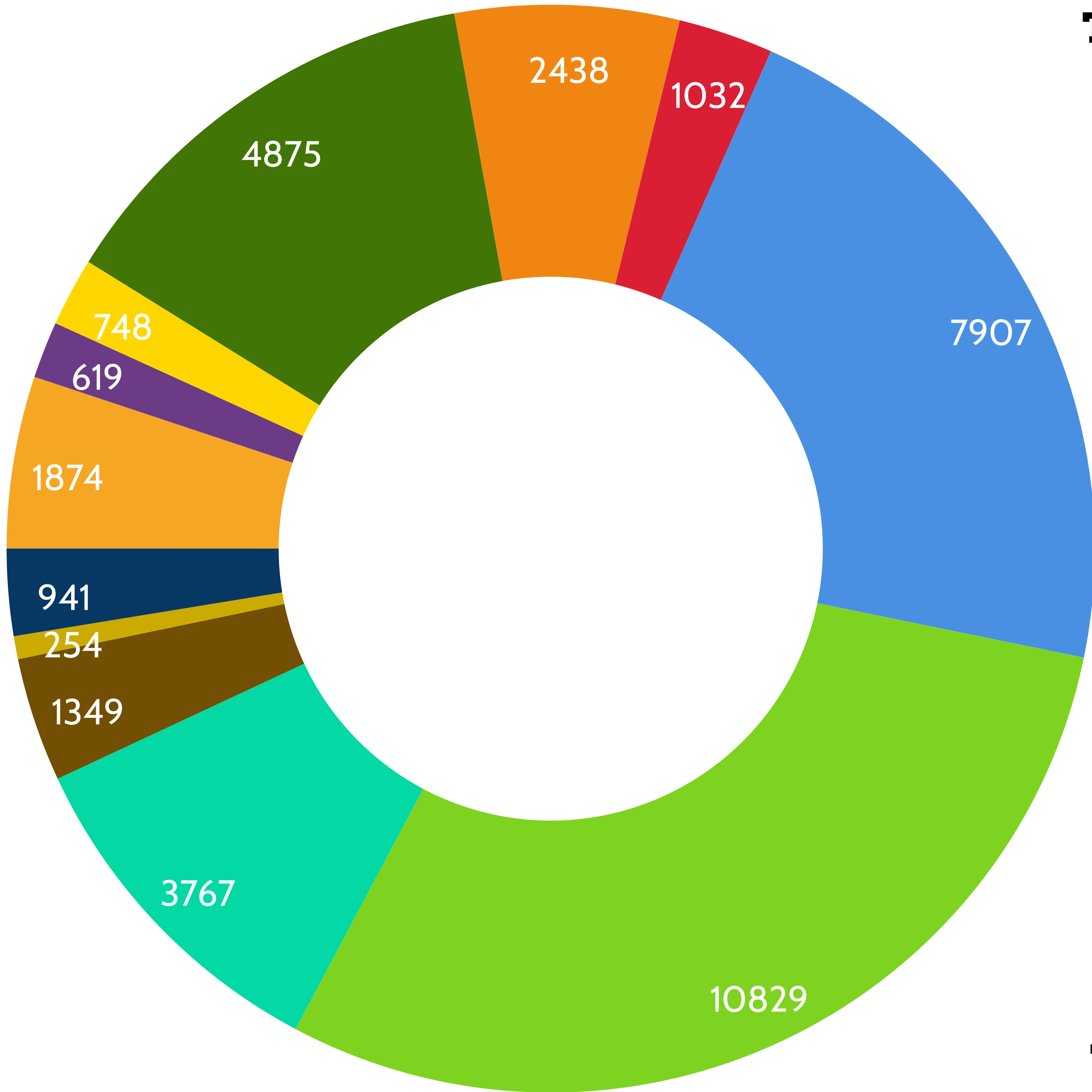
Volunteers



**3,864
Volunteers**

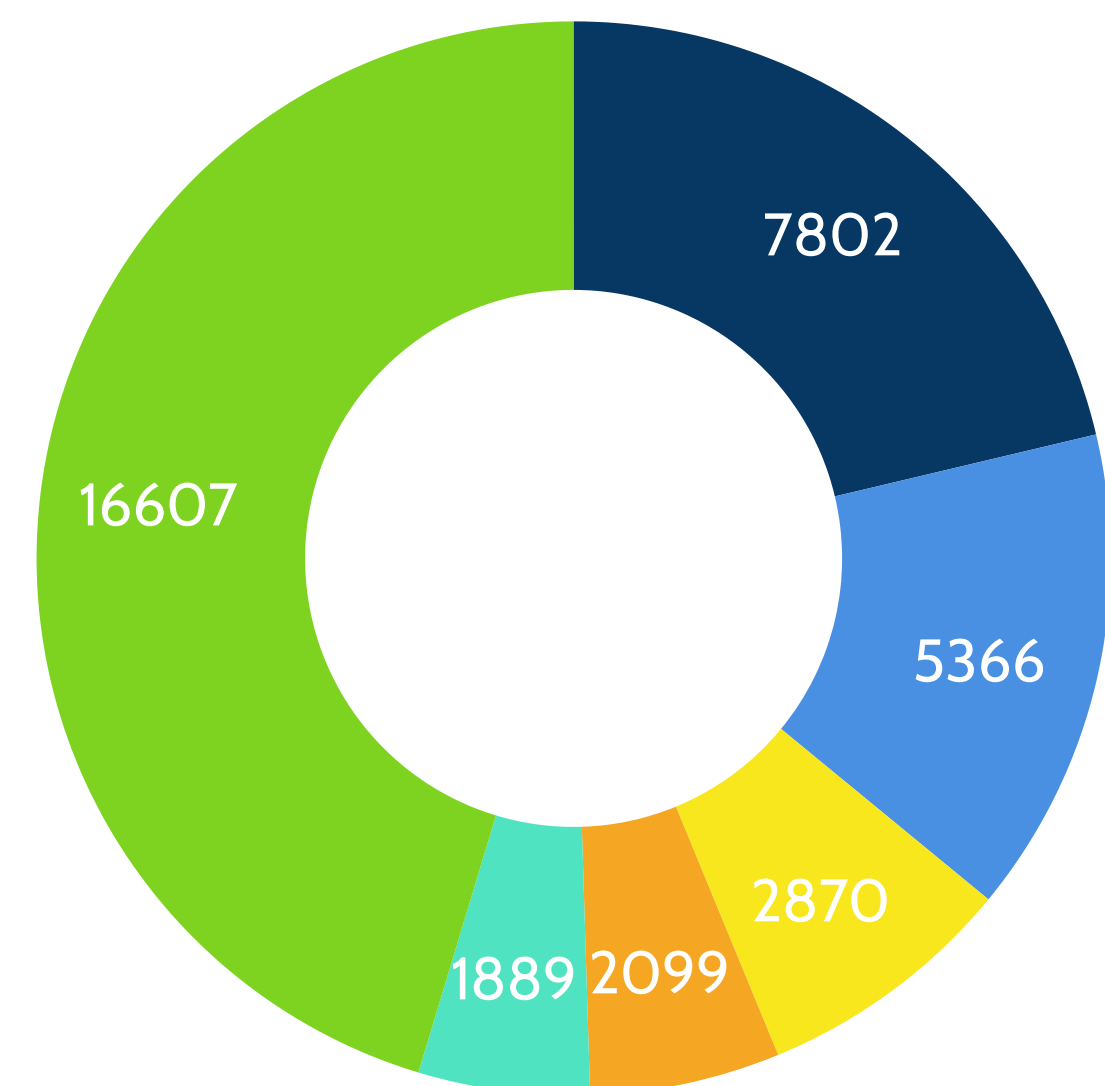
HOURS BREAKDOWNS

Total Hours by County Department



- Adopt-a-Highway (5.12%)
- Community Corrections (1.69%)
- Emergency Response and Disaster Relief (2.04%)
- Environmental Resources (13.31%)
- General Volunteer Opportunities (6.66%)
- Historical Society (2.82%)
- Libraries (21.58%)
- Parks (29.56%)
- Public Health (10.28%)
- Sheriff's Office (3.68%)
- Social Services (0.69%)
- Veterans Services (2.57%)

Top 5 Volunteer Programs by Total Hours



1. Library Services (21.3%)
2. Natural Resources (14.65%)
3. WHEP (7.83%)
4. Trail Ambassadors (5.73%)
5. Recycling Efforts (5.16%)
- All Other Programs (45.33%)



OUTREACH MEASURES 2025



Hosted 23 corporate & community groups. Many hands make light work.

Our volunteer program is dedicated to being available to all. Recruitment numbers in 2025 show that our numbers were equal/better to same-year county demographic data. We are proud that our volunteer program reflects the diversity of the county.



Staff attended 37 recruitment events at local universities, community organizations and special events.



Added 1,465 new individual and group accounts to our volunteer network, Better Impact.

Top 5 Recruitment Methods

1. Family/Friends
2. Dakota County Website
3. Recruitment Events
4. Google Searches
5. Social Media

BEYOND THE NUMBERS




Big Savings

Since 2015, Dakota County's volunteer program has provided more than \$9.6 million dollars worth of services to county programs, allowing the expansion and continuation of services in an economical and thoughtful way.



Season's Greetings

Volunteers designed and signed more than 534 greeting cards that were either handed out to local veterans who visited county offices in the year or to active military members serving overseas during the winter holiday season. You never know how much a note of thanks can brighten someone's day



Pathways to Success

Departments that host voluntary interns, such as in Community Corrections, have seen an increase of intern to employee hiring. These internships provide essential learning opportunities for students to build competency & work skills while the county is able to hire candidates better prepared for the job.



Healthier Habitats

Volunteers planted more than 15,965 native plants throughout our county parks. A large chunk of those plants were raised by volunteers from local seed collected and prepared by volunteers from county properties, completing a full circle of sustainability.



Roadside Assistance

162 Adopt-a-Highway groups and over 1,000 volunteers worked to keep more than 300 miles of county roadsides clean and free of trash in 2025. That amounts to over 954 bags of trash and recyclables removed and properly disposed.



Fixin' It Fabulous

Volunteers helping at Fix-it Clinics served 746 residents and fixed 932 items with a fix rate of 80.7 percent. That amounts to 5,045.37 lbs. of items kept out of local landfills. Fixed items allow for folks to keep a family heirloom, give extra life to a useful item or help people save money from having to buy new.



Trailside Support

Volunteer Trail Ambassadors traveled 5,565.6 miles on bike, ski, horse, roller blade and foot while assisting 6,401 visitors to Dakota County Parks.



Friends Upstream

Various volunteer groups assisted with keeping our local rivers and waterways healthy and thriving. Groups removed 2,605 lbs. of garbage and 250.5 lbs. of recyclables along the Mississippi and Minnesota Rivers. WHEP volunteers monitored over two dozen wetland sites for water health & quality.



Serving Up Hope

Volunteers packed 7,282 meals that will go to feed 20 children for a whole year. These meals are sent to countries all over the world that are experiencing food crisis events. Volunteers also supported local nonprofits through a number of different food security programs.

This is just a snapshot of everything volunteers and voluntary interns accomplished in 2025!

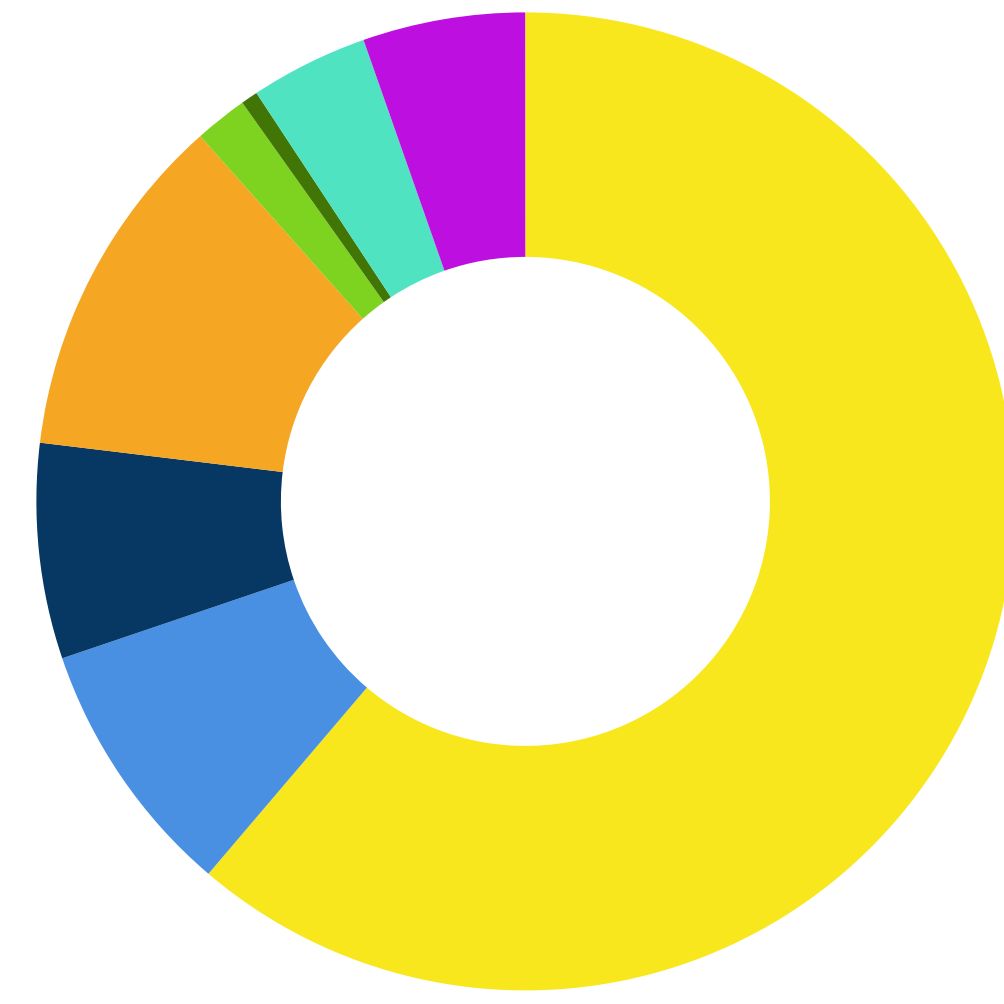
Volunteer Demographics

Volunteer Recruitment by Age Group



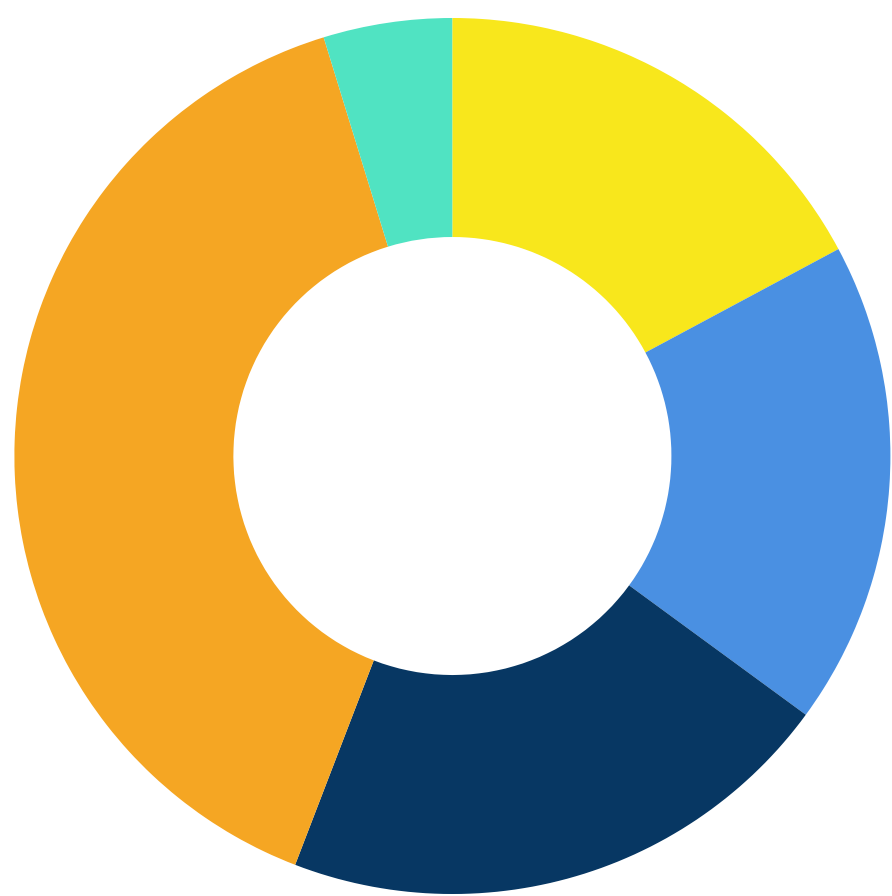
■ Ages 1-17 (22.96%) ■ Ages 18-34 (31.61%)
■ Ages 35-54 (23.38%) ■ Ages 55+ (22.05%)

Volunteer Recruitment Diversity by Ethnicity



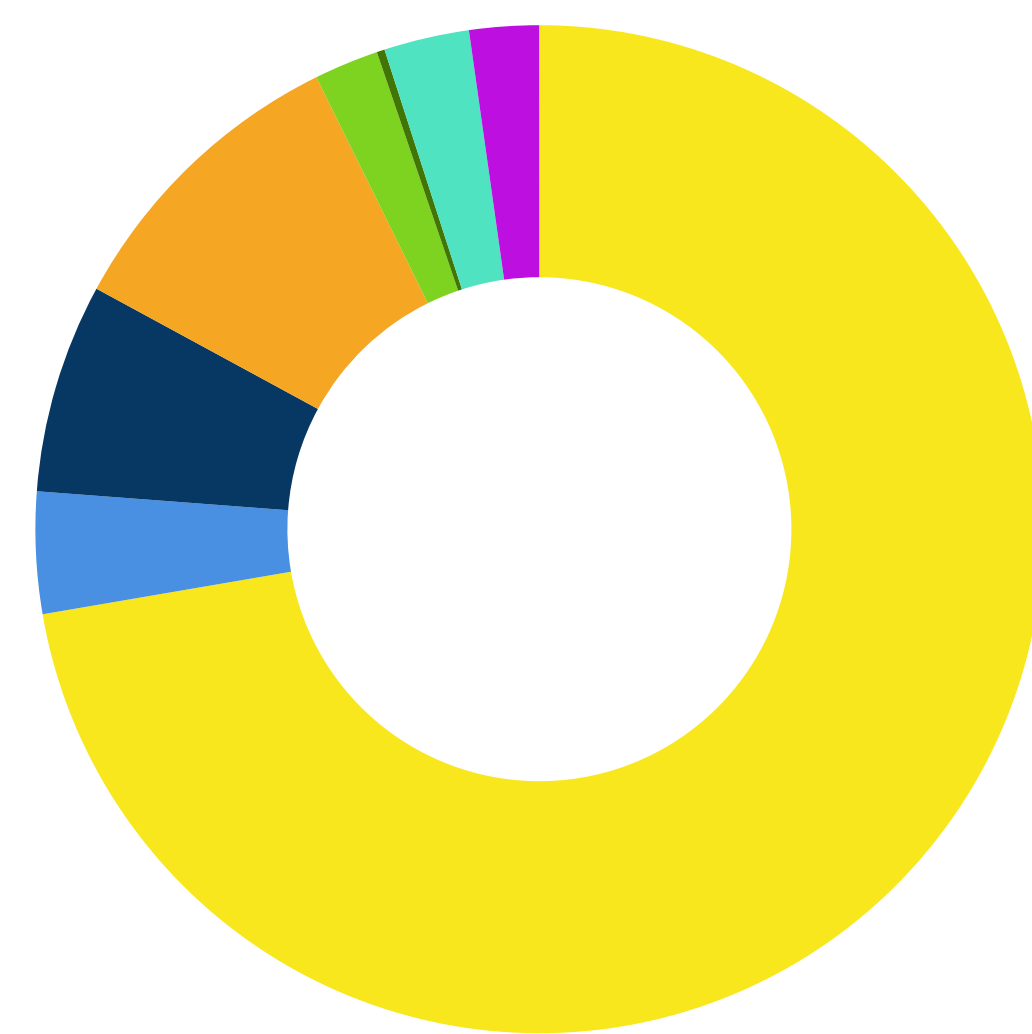
■ White (61.23%) ■ Black or African American (8.58%)
■ Hispanic or Latino (7.11%) ■ Asian (11.51%)
■ Middle Eastern or North African (1.74%)
■ American Indian or Alaskan Native (0.56%)
■ Two or more races (3.91%) ■ Prefer not to respond (5.37%)

Active Volunteers by Age Group



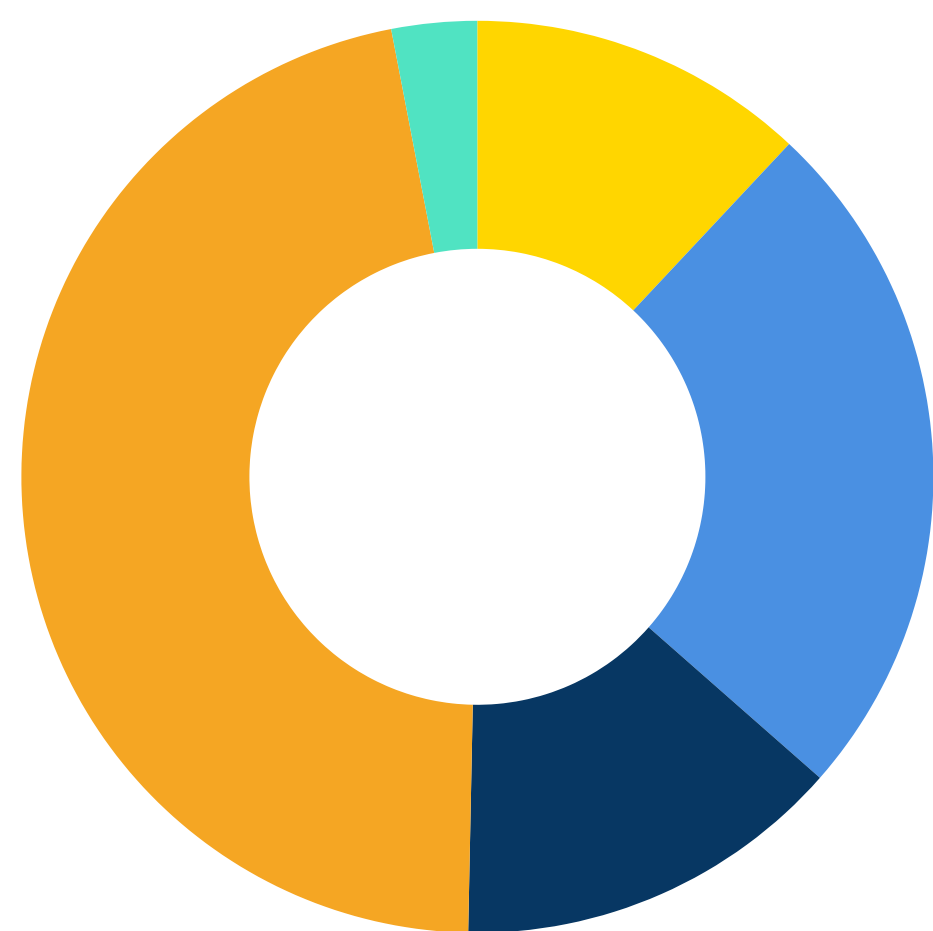
■ Ages 1-17 (17.16%) ■ Ages 18-34 (17.89%)
■ Ages 35-54 (20.79%) ■ Ages 55+ (39.4%)
■ Age NA (4.75%)

Active Volunteer Hours by Ethnicity



■ White (72.31%) ■ Black or African American (3.9%)
■ Hispanic or Latino (6.72%) ■ Asian (9.78%)
■ Middle Eastern or North African (2.07%)
■ American Indian or Alaskan Native (0.25%)
■ Two or more races (2.74%) ■ Prefer not to respond (2.24%)

Active Volunteer Hours by Age Group



■ Ages 1-17 (11.98%) ■ Ages 18-34 (24.48%)
■ Ages 35-54 (13.85%) ■ Ages 55+ (46.65%)
■ Age NA (3.04%)

Did You Know?

Our volunteer network is always county-focused but has a wider reach than just our borders. Volunteer participants hailed from 58 different cities in our region to support county initiatives, making Dakota County a regional influencer & leader for volunteer engagement.

*Volunteers self-identify. The ethnicity categories we use were developed by the US Census Bureau and other national programming recommendations.

Get Connected



www.dakotacounty.us
 search **volunteers**

